

# Year 1 Easter Holiday Homework

Your topic in Summer 1 will be:

## 'Changes in Homes Through Time'

Please research the topic using the internet or by speaking with a grown up. You could create a presentation to share with your class or maybe make a model home from the past!



Homes can come in different shapes and sizes, some people may live on a canal boat like this one!



Here are some examples of how houses have changed.

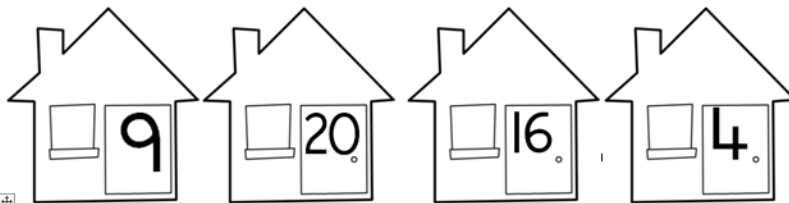


Log on to Mathletics and complete your set tasks

Which house does the Hansel and Gretel need to go to? \_\_\_\_\_



Hansel and Gretel are lost. Can you help them find the way back home?



1	12	7	17
5	18	14	3
11	8	10	0
19	13	6	2

- |    |                       |
|----|-----------------------|
| 1. | $2 \times 1 =$ _____  |
| 2. | $2 \times 3 =$ _____  |
| 3. | $2 \times 5 =$ _____  |
| 4. | $2 \times 4 =$ _____  |
| 5. | $2 \times 9 =$ _____  |
| 6. | $2 \times 6 =$ _____  |
| 7. | $2 \times 10 =$ _____ |

Find the answers to the multiplication calculations.

Colour the squares with your answers and help Hansel and Gretel find the right house.



How quickly can you complete your times table challenge?

How quickly and accurately can you complete your number bonds challenge?

Bonds to 10

$0 + \underline{\quad} = 10$

$1 + \underline{\quad} = 10$

$2 + \underline{\quad} = 10$

$3 + \underline{\quad} = 10$

$4 + \underline{\quad} = 10$

$5 + \underline{\quad} = 10$

$6 + \underline{\quad} = 10$

$7 + \underline{\quad} = 10$

$8 + \underline{\quad} = 10$

$9 + \underline{\quad} = 10$

$10 + \underline{\quad} = 10$

Bonds to 20

$0 + \underline{\quad} = 20$

$1 + \underline{\quad} = 20$

$2 + \underline{\quad} = 20$

$3 + \underline{\quad} = 20$

$4 + \underline{\quad} = 20$

$5 + \underline{\quad} = 20$

$6 + \underline{\quad} = 20$

$7 + \underline{\quad} = 20$

$8 + \underline{\quad} = 20$

$9 + \underline{\quad} = 20$

$10 + \underline{\quad} = 20$

How many of your Year 1 spelling words do you know? How many can you learn over the holidays?

about	funny	long	over	tree
after	get	look	people	use
again	going	low	pick	very
also	good	made	play	walk
away	got	make	right	want
back	had	many	said	was
ball	half	may	saw	water
because	have	more	seen	went
before	high	much	should	were
brother	him	name	sister	what
called	house	new	take	where
cat	how	next	thank	which
come	into	night	that	who
could	jump	not	their	with
day	just	now	them	work
dog	keep	off	then	would
down	kind	once	these	write
find	like	other	they	yes
first	little	our	thing	you
from	live	out	took	your

# Hackney Wild Walks

Three fun walks for kids in Hackney to take their parents on!

**Welcome to Hackney Wild Walks!**  
This special pull out has three short walks around our beautiful borough that are perfect for kids. But grown ups will enjoy the adventures too. You're bound to find a new place you never knew existed – and have lots of fun!  
If you enjoy your walk let us know on twitter @hackneyFIS using #HackneyWildWalks or on our facebook page [www.facebook.com/hackneyfis](http://www.facebook.com/hackneyfis)

**Woodberry Down & West Reservoir: wizards, water & wildlife**  
A 2.1km walk along a flat, accessible path with cafes, picnic spots and playgrounds along the way. Leave time to spot the ducks and boats and maybe visit the castle.  
**Start Point:** Bus Stop V on Seven Sister's Rd, by Woodberry Grove

**Haggerston to Hoxton: a giant snake, a stone circle & a secret garden**  
Flat and accessible 2.1km walk with some grass to walk through and (avoidable) steps. Jump on the Overground to return to the start (kids go free) or add half a kilometre and walk back along Kingsland Road. Leave time for the great playgrounds!  
**Start Point:** Haggerston Overground Station

**Hackney Marsh & Kingsmead: boats, bumps & boulders**  
Easy 2km walk with some (avoidable) steps and a short section across grass. Bring a kite to fly or your scooter to ride some bumps.  
**Start Point:** Bus Stop B on Homerton Road, Kingsmead Estate, opposite Mabley Green

**Key:**  
★ Start  
Route of walk

**Health and Safety:** Walking is great fun but remember to stay safe. Take care crossing roads, when near water and don't be silly. If you are little bring a useful grown up – either a parent, or someone they say is cool – to help you stay safe. Wear sensible clothes, and look out the window before you go so you know if you will need a raincoat and wellies or a hat and sunscreen. Comfy shoes are very important, and make sure your grown up has some too! All these walks have cafes or shops on the route, but you might want to take a picnic or something to drink. All the walks have toilets on the route too and are accessible for wheelchairs and buggies with just a couple of changes.

With great thanks to Colin Shelbourn and Iain Peters, who created the original Lake District Wild Walks that inspired this project, and to Cath Prisk of Outdoor People (and her dog Charlie) who researched and mapped the walks. Words were written by Cath Prisk and Kathryn Scott.












walk 4 life Hackney

<https://hackney.gov.uk/walking>



## 2021 Reading Challenge

See how many challenges you can complete this school year. Tick each challenge off when you have completed it.

<p>Create a new book cover for your favourite book.</p>  <input style="float: right; margin-top: 10px;" type="checkbox"/>	<p>Read a book to a grown up.</p>  <input style="float: right; margin-top: 10px;" type="checkbox"/>	<p>Read a book in bed with a torch.</p>  <input style="float: right; margin-top: 10px;" type="checkbox"/>	<p>Read a recipe and make it too!</p>  <input style="float: right; margin-top: 10px;" type="checkbox"/>
<p>Write down ten questions you'd like to ask a character from a book of your choice.</p> <input style="float: right; margin-top: 10px;" type="checkbox"/>	<p>Word detective: Find the meaning of 5 new words.</p> <input style="float: right; margin-top: 10px;" type="checkbox"/>	<p>Read a non-fiction book about something that interests you.</p> <input style="float: right; margin-top: 10px;" type="checkbox"/>	<p>Read a story to your pet or a teddy.</p>  <input style="float: right; margin-top: 10px;" type="checkbox"/>
<p>Write a book review.</p>  <input style="float: right; margin-top: 10px;" type="checkbox"/>	<p>Read a book with a title beginning with a letter in your name.</p> <input style="float: right; margin-top: 10px;" type="checkbox"/>	<p>Create a fact file about an author.</p>  <input style="float: right; margin-top: 10px;" type="checkbox"/>	<p>Read outside in your garden.</p>  <input style="float: right; margin-top: 10px;" type="checkbox"/>
<p>Read FirstNews. <a href="http://www.firstnews.co.uk">www.firstnews.co.uk</a></p>  <input style="float: right; margin-top: 10px;" type="checkbox"/>	<p>Read a book that is set in a different time in history.</p> <input style="float: right; margin-top: 10px;" type="checkbox"/>	<p>Read a poem and create your own.</p>  <input style="float: right; margin-top: 10px;" type="checkbox"/>	<p>Read a book that features mythical creatures, such as dragons or aliens.</p> <input style="float: right; margin-top: 10px;" type="checkbox"/>
<p>Re-write the beginning or end of a story.</p>  <input style="float: right; margin-top: 10px;" type="checkbox"/>	<p>Read a book that is set in a different country.</p> <input style="float: right; margin-top: 10px;" type="checkbox"/>	<p>Read a book that has an animal as the main character.</p> <input style="float: right; margin-top: 10px;" type="checkbox"/>	<p>Create your own mini story and share it with an adult.</p> <input style="float: right; margin-top: 10px;" type="checkbox"/>

How many of the reading challenges can you complete this holiday?