


Reception Easter Holiday Homework

Your topic in Summer 1 will be:

'New Life'

Please research the topic using the internet or books at home. You could create a presentation to share with your class or maybe make a model!



Number

We have been practising counting in 2's, 5's and 10's.

Can you have a go at practising at home?

0	1	2	3	4	5	6	7	8	9
10	11	12	13	14	15	16	17	18	19
20	21	22	23	24	25	26	27	28	29
30	31	32	33	34	35	36	37	38	39
40	41	42	43	44	45	46	47	48	49
50	51	52	53	54	55	56	57	58	59
60	61	62	63	64	65	66	67	68	69
70	71	72	73	74	75	76	77	78	79
80	81	82	83	84	85	86	87	88	89
90	91	92	93	94	95	96	97	98	99

Shape, Space and Measure



We have been using everyday language to describe and compare measurements, including weight and capacity.

Maybe you can help with some cooking or baking over the break!

Can you use words like full, empty, half full?
Can you find the best sized container for different ingredients? Can you explain your decision?

How will you measure out the right amount of ingredients?



Reading Tricky Words

Home Learning Challenges



Ask a grown-up to write some tricky words on pieces of paper and hide them around the room. Have a tricky word hunt to find and read the words.



Ask a grown-up to write some tricky words onto white paper using a white wax crayon or (unlit) candle. Paint over the top using watered down paint. What words can you find?



Write tricky words onto empty plastic bottles to create skittles. Ask a grown-up to call out a tricky word and try to knock down the correct bottle with a large ball.



Ask a grown-up to write some tricky words in chalk on the fence or ground outside. When they say a word, can you find it and squirt it with your water shooter?



Hidden around this page are five balloons showing tricky words. Can you find and read them all?



What word is on the red balloon?



Play a word hunt game using one of your favourite books.

Can you find the words: he, she, they, go, said?

Literacy

Use the tricky words below to play the tricky word games.

the	that	not	look	put
and	with	then	don't	could
a	all	were	come	house
to	we	go	will	old
said	can	little	into	too
in	are	as	back	by
he	up	no	from	day
I	had	mum	children	made
of	my	one	him	time
it	her	them	Mr	I'm
was	what	do	get	if
you	there	me	just	help
they	out	down	now	Mrs
on	this	dad	came	called
she	have	big	oh	here
is	went	when	about	off
for	be	it's	got	asked
at	like	see	their	saw
his	some	looked	people	make
but	so	very	your	an

books with them over the break.


Physical development




The Federation of



Can you use the shapes below to make a chick picture? Remember to hold the sheet in one hand and the scissors in the other hand.





The Federation of



Hackney Wild Walks

Three fun walks for kids in Hackney to take their parents on!

Welcome to Hackney Wild Walks!
This special pull out has three short walks around our beautiful borough that are perfect for kids. But grown ups will enjoy the adventures too. You're bound to find a new place you never knew existed – and have lots of fun!
If you enjoy your walk let us know on twitter @hackneyFIS using #HackneyWildWalks or on our facebook page www.facebook.com/hackneyfis

Woodberry Down & West Reservoir: wizards, water & wildlife
A 2.1 km walk along a flat, accessible path with cafes, picnic spots and playgrounds along the way. Leave time to spot the ducks and boats and maybe visit the castle.
Start Point: Bus Stop V on Seven Sister's Rd, by Woodberry Grove

Haggerston to Hoxton: a giant snake, a stone circle & a secret garden
Flat and accessible 2.1km walk with some grass to walk through and (avoidable) steps. Jump on the Overground to return to the start (kids go free) or add half a kilometre and walk back along Kingsland Road. Leave time for the great playgrounds!
Start Point: Haggerston Overground Station

Hackney Marsh & Kingsmead: boats, bumps & boulders
Easy 2km walk with some (avoidable) steps and a short section across grass. Bring a kite to fly or your scooter to ride some bumps.
Start Point: Bus Stop B on Homerton Road, Kingsmead Estate, opposite Mabley Green

Key:
★ Start
Route of walk

Health and Safety: Walking is great fun but remember to stay safe. Take care crossing roads, when near water and don't be silly. If you are little bring a useful grown up – either a parent, or someone they say is cool – to help you stay safe. Wear sensible clothes, and look out the window before you go so you know if you will need a raincoat and wellies or a hat and suncream. Comfy shoes are very important, and make sure your grown up has some too! All these walks have cafes or shops on the route, but you might want to take a picnic or something to drink. All the walks have toilets on the route too and are accessible for wheelchairs and buggies with just a couple of changes.

walk 4 life With great thanks to Colin Shelbourn and Iain Peters, who created the original Lake District Wild Walks that inspired this project, and to Cath Prisk of Outdoor People (and her dog Charlie) who researched and mapped the walks. Words were written by Cath Prisk and Kathryn Scott.

Hackney

<https://hackney.gov.uk/walking>



The Federation of

