

Day 1

Week 2: Key Skills

LI: To round decimals to the nearest whole number.

Watch this video if you need a recap on rounding decimals before starting the task.

<https://www.bbc.co.uk/bitesize/topics/zh8dmp3/articles/zsvt97h>



Joe and Delilah are going to the beach but have forgotten some essentials!

Help them work out how much money they need at the surf shop.

Task 1: Round these items on the shopping list to the nearest pound.

- Swimming trunks - £7.99

Rounded to:

- Rubber ring - £6.12

Rounded to:

- Beach towel - £8.50

Rounded to:

- Swimming goggles - £4.39

Rounded to:

Task 2: Estimate, using your answers, how much money Joe and Delilah need to buy all these items (to the nearest whole pound)

Estimated total amount: £

Challenge: If Joe and Delilah had £40, how much change would they have after leaving the surf shop?

Day 2

Week 2: Key Skills

LI: To use persuasive language effectively.

Playing computer games is better than playing outside.

Playing outside is better than playing computer games.



Persuasive Writing

Introductions

I think...
 For this reason...
 I feel that...
 I am sure that...
 It is certain...
 I am writing to...
 Of course...
 In the same way...
 On the other hand...
 In this situation...

Making your point

Firstly, secondly, thirdly...
 Furthermore...
 In addition...
 Also...
 Finally...
 Likewise...
 Besides...
 Again...
 Moreover...
 Similarly...
 Surely...
 Certainly...
 Specifically...
 If...then...
 because...

Details

For example...
 In fact...
 For instance...
 As evidence...
 In support of this...
Endings
 For these reasons...
 As you can see...
 In other words...
 On the whole...
 In short...
 Without a doubt...
 In brief...
 Undoubtedly...

Other Words

reasons
 arguments
 for
 against
 unfair
 pros
 cons

twinkl visit [twinkl.com](https://www.twinkl.com)



Write 5 reasons for each side of the argument using the persuasive writing key vocabulary given.

E.g. I am sure that getting fresh air is good for children's fitness and helps them concentrate.

Day 3


Week 2: Key Skills


L1: To recall and use multiplication facts for the 12 times table.


Watch this video to help you remember and learn the 12 times table.

<https://www.bbc.co.uk/teach/supermovers/ks2-maths-the-12-times-table-with-chirpy-cockerel/z7v7rj6>

Task 1: How many cubes are there?
Each stack is 12.

a)  _____ x _____ = _____

b)  _____ x _____ = _____

c)  _____ x _____ = _____

Task 2: Fill in the missing gaps!

$12 \times \underline{\quad} = 48.$

$36 \div \underline{\quad} = 3$

$12 \times \underline{\quad} = 132.$

$72 \div 12 =$

$12 \times \underline{\quad} = 240.$

$600 \div \underline{\quad} = 12$

Task 3:

Sarah says, "I don't know my 12 times table very well, but I know my 10's so I can use this to help me with my 12's."

How is Sarah using her knowledge of the 10 times table to help her?

Day 4

Week 2: Key Skills

LI: To understand a character's point of view.

A young girl is alone in this haunted house. Describe how she might be feeling.



You should write in the first person (using I)

Key Vocabulary: anxious, confused, abandoned, suspicious,
hesitant, tense

Day 5

Week 2: Key Skills


LI. To find words in a boggle frame.

Find as Many Words as You Can!

T	H	N	P
E	R	I	H
A	A	D	U
H	T	N	C

Points

- 3 letters = 1 point
- 4 letters = 1 point
- 5 letters = 2 points
- 6 letters = 3 points
- 7 letters = 5 points
- 8 letters = 9 points



Use the BOGGLE letters above to make as many words as you can.

For example, on the first line you can make the word 'the' by linking the three letters together.

Words you found:

Challenge: Who can get the most points?