

## Day 1

### Week 3: Key Skills

**L1: To find 10 or 100 more or less than of a given number**

**Can you find 10 more or less than these numbers?**

**For example:**

56

$$56 + 10 = 66$$

$$56 - 10 = 46$$

**Your turn:**

68

53

167

243

**Can you find 100 more or less than these numbers?**

**For example:**

411

$$411 + 100 = 511$$

$$411 - 100 = 311$$

**Your turn:**

198

523

127

## Day 2

### Week 3: Key Skills

#### LI: To identify the correct homophone in each sentence

Homophones are words which sound the same but are spelt differently and have different meanings.









The first one has been done for you:

Danny was excited to/two go to the arcade for the first time.

Danny was excited to go to the arcade for the first time.

Task: Rewrite each sentence with the correct homophone.

1. Last knight/night I went for a walk in the moonlight.
2. Blue/blew is my favourite colour.
3. If you want to go on holiday, you will have to catch a plain/plane.
4. I brush my hare/hair every day.
5. The lion had huge paws/pours.
6. Thomas couldn't wait to meet/meat his new teacher.
7. The park wasn't very far from their/they're house.
8. Benny's hiding over their/there.

<b>Allowed</b>  Smoking is not allowed here.	<b>Aloud</b>  The pain made him cry aloud.	<b>Ate</b>  I ate three hot dogs.	<b>Eight</b>  I work eight hours a day.
<b>Altar</b>  The groom left the bride standing at the altar.	<b>Alter</b>  I can't alter the plans.	<b>Ball</b>  Tom caught the ball with one hand.	<b>Bawl</b>  I couldn't help it, I just started bawling.
<b>Ant</b>  Ants work hard all summer.	<b>Aunt</b>  My aunt lives in Canada.	<b>Band</b>  They formed a band when they were still at school.	<b>Banned</b>  Leaders of the banned party were arrested last night.

## Day 3

## Week 3: Key Skills

### L1: To write a settings description


Imagine you have looked in to your washing machine and seen it glowing, what might you find inside. Describe the scene.



Write a description of what you found inside.

Remember to use your five senses – see, hear, touch, smell and taste.

## 5 Senses



**Sight**



**Hearing**



**Touch**



**Smell**



**Taste**

*Use your imagination – is it magical? Is it a teleport? Is it an aquarium?*

## Day 4

### Week 3: Key Skills

**L1: To recall and use multiplication facts for the 6 times tables.**



**Task 1: Try to work these out mentally.**

1.  $2 \times 6 =$
2.  $6 \times 4 =$
3.  $11 \times 6 =$
4.  $3 \times 6 =$
4.  $6 \times 12 =$
5.  $6 \times 6 =$
6.  $9 \times 6 =$
7.  $7 \times 6 =$

**Task 2: Using your 6 x table knowledge, work out these division questions.**

1.  $6 \div 6 =$
2.  $18 \div 6 =$
3.  $30 \div 6 =$
4.  $48 \div 6 =$
5.  $36 \div 6 =$
6.  $12 \div 6 =$
7.  $54 \div 6 =$
8.  $66 \div 6 =$

## Day 5 Week 3: Key Skills

LI: To write a character description.



Write a character description of the boy above.

Remember to use exciting adjectives and expanded noun phrases to describe his appearance and personality.



Use the background of his room to help describe his personality, such as playful.

Use your imagination – The boy had a crinkly, blue t-shirt draped over his tiny body.