

Genre: Narrative

Week 1 - Day 1


LI: To describe a day in the life of Bob

Success Criteria:

I can sequence the story using time connectives

I can use capital letters and full stops









I can write using present tense verbs







Before completing the task, read 'Man on the Moon (a day in the life of Bob)'.

Lesson 1: Summarise each part of the story using the pictures to help you. Remember the order of the story, thinking about what Bob does in his day.

Helpful words:

 dressed	 astronaut	 hoover	 clean
 lunch	 teaching	 rocket	 home

Challenge words:

 tourists	 delighted	 crater	 galaxy
---	--	--	---



First, _____




Next, _____



Then, _____



After, _____



Finally, _____

Genre: Narrative

Week 1 - Day 2

LI: To describe a setting


Success Criteria:

I can use descriptive language

I can write expanded noun phrases

I can use commas to separate more than one adjective e.g.

The beautiful, glowing stars.



Before completing the task, read 'Man on the Moon (a day in the life of Bob)'.




Lesson 2: Write a post card to someone from your class, describing your visit to the moon. Remember to write as Bob using first person pronouns.



Thinking questions:

- What can you see on the moon?
- What can you smell on the moon?
- What can you touch on the moon?

Helpful words

				
crater	aliens	stars	galaxy	planet

Handwriting practice lines consisting of 18 vertical lines.



Handwriting practice lines consisting of 6 vertical lines.



Genre: Narrative

Week 1 - Day 3

LI: To describe a character


Success Criteria:

I can use descriptive language

I can write expanded noun phrases

I can use commas to separate more than one adjective e.g.

The soft, shiny space suit.




Before completing the task, read 'Man on the Moon (a day in the life of Bob)'










Lesson 3: Today you will write a character description about Bob. You must think about what he looks like and what his personality is like.



First use the outline to plan your character. On the inside of the outline write words describing Bob's personality e.g. funny, grumpy, bossy. On the outside of the outline write down what Bob looks like e.g. ginger hair, round eyes, pointy nose, vibrant jumper.



Helpful words

								
hair	eyes	face	clothes	grumpy	funny	bossy	caring	glum

Now use your planned words to write a descriptive paragraph.

Bob wears _____

Bob's personality is _____

Genre: Narrative

Week 1 - Day 4


LI: To write a conversation between 2 characters

Success Criteria:

I can use inverted commas to punctuate speech

I can use capital letters and full stops

I can use alternative words for said



Before completing the task, read *Man on the Moon (a day in the life of Bob)*.

Lesson 4: Today you will write a dialogue between Bob and his friends whilst they eat lunch. They might talk about their day and the things they have seen.

Inverted commas are used around the words in direct speech
e.g.

“Hello there!” Bob said calmly.

Before you start writing think about what your characters might say to each other. Then *how* they might say it to each other e.g.

Hi Bob!

How has your day been?



Great thanks!
What have you got for lunch today?

Genre: Narrative

Week 1 - Day 5


LI: To use descriptive language.

Success Criteria:

I can use capital letters and full stops

I can use a range of punctuation (. ! ?)

I can use adjectives



Before completing the task, read 'Man on the Moon (a day in the life of Bob)'.

Lesson 5: Today you will describe some souvenirs from Bob's Moon Shop! Make sure you re-read this part of the story before completing your work. You must describe them using powerful adjectives so more people will want to buy them e.g. realistic, red rocket or fantastically, tangy space sweets.



First, make a list of items Bob could sell in his space themed souvenir shop. Look at the picture for ideas.

- _____
- _____
- _____
- _____

Helpful words

 moon	 sweets	 alien	 toys	 space suit	 rocket	 toy	 enjoyable	 creative	 exciting	 souvenir
---	---	--	---	---	---	--	--	--	---	---



