

Year 1: Numeracy Day 1 Week 1

Each day, complete your times table starter. Then watch the video lesson, clicking through each round tab then complete the related worksheet.

2 x Times Tables Starter

Count in 2s and colour in the grid:

| | | | | |
|----|----|----|----|----|
| 1 | 2 | 3 | 4 | 5 |
| 6 | 7 | 8 | 9 | 10 |
| 11 | 12 | 13 | 14 | 15 |
| 16 | 17 | 18 | 19 | 20 |
| 21 | 22 | 23 | 24 | 25 |

Work out these answers:

a) $1 \times 2 =$ _____

g) $2 \times 2 =$ _____

b) $3 \times 2 =$ _____

h) $4 \times 2 =$ _____

c) $5 \times 2 =$ _____

i) $6 \times 2 =$ _____

d) $7 \times 2 =$ _____

j) $8 \times 2 =$ _____

e) $9 \times 2 =$ _____


k) $10 \times 2 =$ _____

f) $11 \times 2 =$ _____

l) $12 \times 2 =$ _____

How many ears are there?

a)  _____ \times _____ = _____

b)  _____ \times _____ = _____


c)  _____ \times _____ = _____

d)  _____ \times _____ = _____

To identify one more and one less than a number within 20.

<https://classroom.thenational.academy/lessons/to-identify-one-more-and-one-less-than-a-number-within-20-ccvkae>

1)



2)

Count One More and One Less

18 is 1 less than 17

15 is 1 more than 14

14 is 1 more than 15

19 is 1 less than 18

Mo has been making number sentences using number cards, 11-20.

Are the sentences correct? Can you correct any mistakes?

The illustration shows a boy with dark skin and curly hair, wearing a yellow shirt, sitting at a desk. He is looking at a card in his hands. On the desk are several other cards. The background is a pinkish-red color with a small globe icon in the top right corner.

Year 1: Numeracy Day 2 Week 1

Each day, complete your times table starter. Then watch the video lesson, clicking through each round tab then complete the related worksheet.

2 x Times Tables Starter

Complete the following sequences:

a) 2 4 6 ----- 10 -----

b) 24 22 ----- 18 ----- 14

c) ----- 26 28 30 ----- 34

d) 46 ----- ----- 40 38 36

e) 28 ----- 32 34 ----- 38

f) ----- 44 42 ----- 38 36

g) 12 14 ----- 18 ----- 22

h) 20 ----- ----- 14 12 10

i) ----- ----- 56 58 60 62

j) 74 72 ----- ----- 66 64

To compare lengths and heights.

<https://classroom.thenational.academy/lessons/to-compare-lengths-and-heights-of-objects-6wrpce>

- 1) Measure each snake and then put them in order of shortest to longest



1(shortest) _____

4 _____


2 _____

5 _____

3 _____

6 (longest) _____

- 2). Put the names of the family members in height order from tallest to shortest



Grandma

Katie

Rex

Dad

_____, _____, _____, _____

Year 1: Numeracy Day 3 Week 1

Each day, complete your times table starter. Then watch the video lesson, clicking through each round tab then complete the related worksheet.

2 x Times Tables Starter

Complete the answers to the 2 times table

| | | | | |
|---|---|----|---|-------|
| 2 | × | 0 | = | _____ |
| 2 | × | 1 | = | _____ |
| 2 | × | 2 | = | _____ |
| 2 | × | 3 | = | _____ |
| 2 | × | 4 | = | _____ |
| 2 | × | 5 | = | _____ |
| 2 | × | 6 | = | _____ |
| 2 | × | 7 | = | _____ |
| 2 | × | 8 | = | _____ |
| 2 | × | 9 | = | _____ |
| 2 | × | 10 | = | _____ |
| 2 | × | 11 | = | _____ |
| 2 | × | 12 | = | _____ |

To use my knowledge of length and height to solve problems

Measuring Length

How many steps does it take you to reach the door?
How about to the doorway of another room?




CHALLENGE:

What's the shortest number of steps does it take to get from one door to another in your home?

What's the longest number of steps does it take to get from one door to another in your home?

Measuring Length

Can you find 5 objects (e.g. toy cars) and order them according to size?



CHALLENGE:

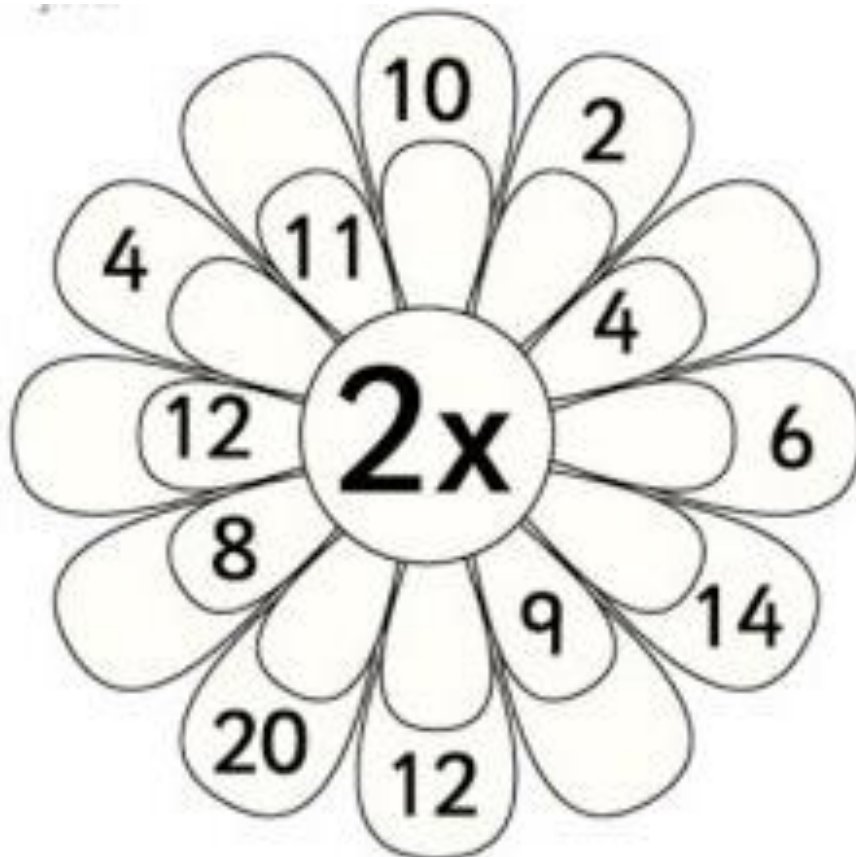
Measure each object with a ruler and record the length/height of each object.

Year 1: Numeracy Day 4 Week 1

Each day, complete your times table starter. Then watch the video lesson, clicking through each round tab then complete the related worksheet.

2 x Times Tables Starter

Multiply the number in the inner petal by 2 to get the answer on the outer petal. Fill in the missing numbers to complete the flower.



To name and order months of the year

<https://classroom.thenational.academy/lessons/naming-and-ordering-the-months-of-the-year-crwp2d>

Months of the Year



Fill in the missing months and complete the sentences.

| |
|----------|
| January |
| |
| March |
| |
| |
| July |
| August |
| |
| |
| November |
| |



My birthday is in _____.

In _____, I went to _____.

CHALLENGE:

Which months have 30 days?

Which months have 31 days?

Which month doesn't have 30 or 31 days?

Months of the Year



True or False?

Explain how you know.

There are 4 months that begin with the letter J.
All the months of the year end with the same letter.
There are 2 months of the year that have 4 letters.
There is only 1 month of the year that has 3 letters.
December has warm weather.
January is the first month of the year.
February comes after March but before January.
December comes before January but after November.
There are 6 months of the year that have more than 7 letters.

Can you write a sentence with a fact about the months of the year?



Write your answers for this task in this box.

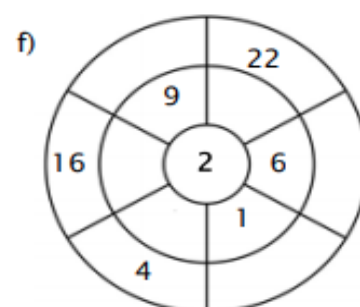
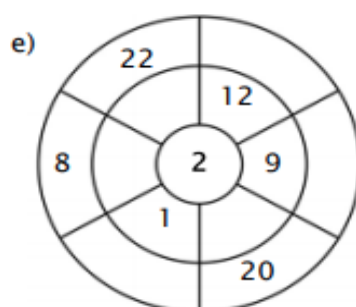
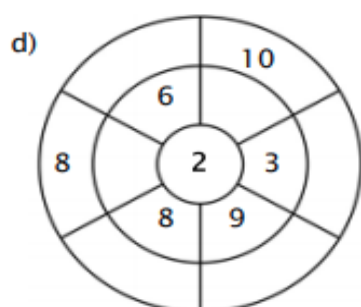
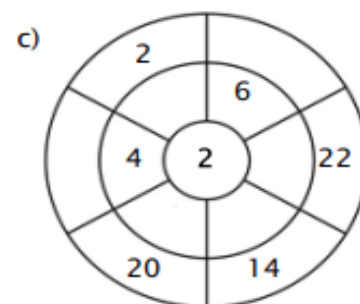
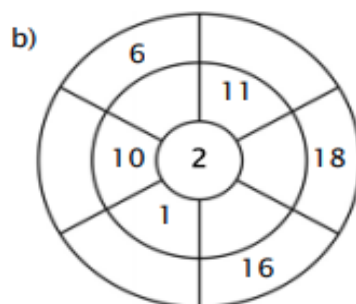
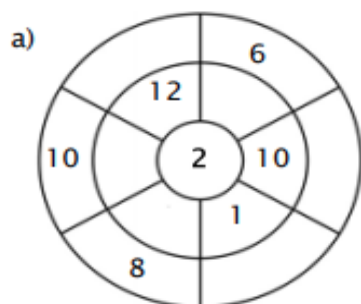
[illegible]

Year 1: Numeracy Day 5 Week 1

Each day, complete your times table starter. Then watch the video lesson, clicking through each round tab then complete the related worksheet.

2 x Times Tables Starter

Complete the circle by multiplying the number in the centre by the middle ring to get the outer numbers



To sequence events in chronological order

[https://classroom.thenational.academy/lessons/sequencing-events-in-chronological-order-](https://classroom.thenational.academy/lessons/sequencing-events-in-chronological-order-64uk2r?step=2&activity=video)

[64uk2r?step=2&activity=video](https://classroom.thenational.academy/lessons/sequencing-events-in-chronological-order-64uk2r?step=2&activity=video)

| | |
|-------|---------|
| First | Next |
| After | Finally |
| Then | Before |

Show me what your routine is for the day.

Use the time adverbials above to help organise the order of your day.

Draw a picture to show me what the activity is.

Challenge: write the time the activity takes place.

| First | |
|-------|--|
| | |
| | |
| | |
| | |
| | |
| | |

Draw a line from the activity to the time of day this happens

A: Match the activity to the part or parts of the day when it might usually happen.

Eating breakfast

Brushing teeth

Bedtime story

Dinner

Lunch

Getting dressed

Getting Undressed

Waking up

Going to sleep

Have a bath

Play with friends

Watch TV



Morning



Afternoon



Evening