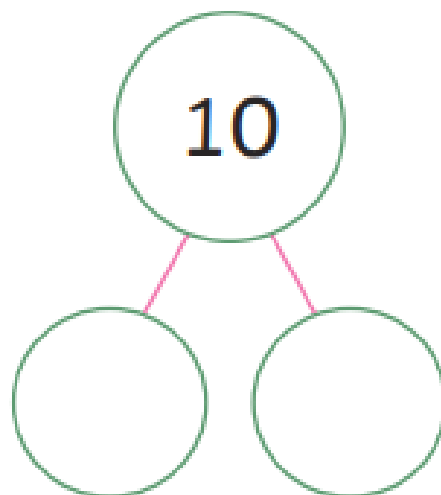
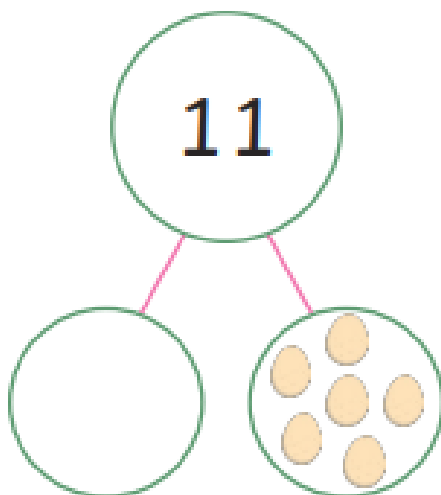
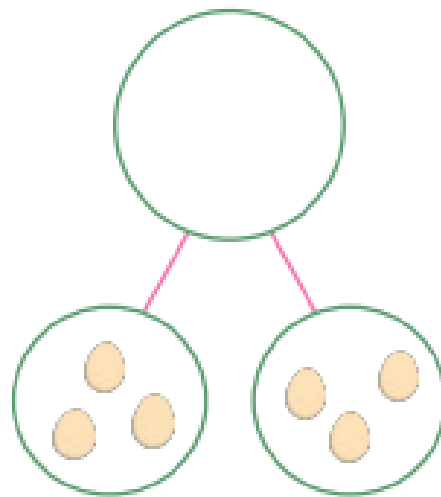
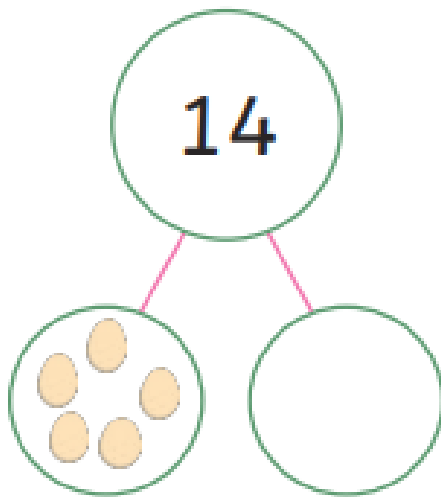


Year 1: Key Skills Week 3

Day 1

LI: To use my number bonds

Task 1: complete the part-part-whole method, by writing the missing number or drawing in the missing eggs



Task 2: write all the pairs of numbers that make the number 6 and the number 7

<div style="border: 1px solid black; width: 60px; height: 60px; display: flex; align-items: center; justify-content: center; margin: 0 auto;">6</div> <div style="display: flex; justify-content: space-around; width: 100%;"> <div style="border: 1px solid black; width: 40px; height: 40px;"></div> <div style="border: 1px solid black; width: 40px; height: 40px;"></div> </div>		<div style="border: 1px solid black; width: 60px; height: 60px; display: flex; align-items: center; justify-content: center; margin: 0 auto;">6</div> <div style="display: flex; justify-content: space-around; width: 100%;"> <div style="border: 1px solid black; width: 40px; height: 40px;"></div> <div style="border: 1px solid black; width: 40px; height: 40px;"></div> </div>	
<div style="border: 1px solid black; width: 60px; height: 60px; display: flex; align-items: center; justify-content: center; margin: 0 auto;">6</div> <div style="display: flex; justify-content: space-around; width: 100%;"> <div style="border: 1px solid black; width: 40px; height: 40px;"></div> <div style="border: 1px solid black; width: 40px; height: 40px;"></div> </div>	<div style="border: 1px solid black; width: 60px; height: 60px; display: flex; align-items: center; justify-content: center; margin: 0 auto;">6</div> <div style="display: flex; justify-content: space-around; width: 100%;"> <div style="border: 1px solid black; width: 40px; height: 40px;"></div> <div style="border: 1px solid black; width: 40px; height: 40px;"></div> </div>	<div style="border: 1px solid black; width: 60px; height: 60px; display: flex; align-items: center; justify-content: center; margin: 0 auto;">7</div> <div style="display: flex; justify-content: space-around; width: 100%;"> <div style="border: 1px solid black; width: 40px; height: 40px;"></div> <div style="border: 1px solid black; width: 40px; height: 40px;"></div> </div>	<div style="border: 1px solid black; width: 60px; height: 60px; display: flex; align-items: center; justify-content: center; margin: 0 auto;">7</div> <div style="display: flex; justify-content: space-around; width: 100%;"> <div style="border: 1px solid black; width: 40px; height: 40px;"></div> <div style="border: 1px solid black; width: 40px; height: 40px;"></div> </div>
<div style="border: 1px solid black; width: 60px; height: 60px; display: flex; align-items: center; justify-content: center; margin: 0 auto;">7</div> <div style="display: flex; justify-content: space-around; width: 100%;"> <div style="border: 1px solid black; width: 40px; height: 40px;"></div> <div style="border: 1px solid black; width: 40px; height: 40px;"></div> </div>	<div style="border: 1px solid black; width: 60px; height: 60px; display: flex; align-items: center; justify-content: center; margin: 0 auto;">7</div> <div style="display: flex; justify-content: space-around; width: 100%;"> <div style="border: 1px solid black; width: 40px; height: 40px;"></div> <div style="border: 1px solid black; width: 40px; height: 40px;"></div> </div>	<div style="border: 1px solid black; width: 60px; height: 60px; display: flex; align-items: center; justify-content: center; margin: 0 auto;">7</div> <div style="display: flex; justify-content: space-around; width: 100%;"> <div style="border: 1px solid black; width: 40px; height: 40px;"></div> <div style="border: 1px solid black; width: 40px; height: 40px;"></div> </div>	<div style="border: 1px solid black; width: 60px; height: 60px; display: flex; align-items: center; justify-content: center; margin: 0 auto;">7</div> <div style="display: flex; justify-content: space-around; width: 100%;"> <div style="border: 1px solid black; width: 40px; height: 40px;"></div> <div style="border: 1px solid black; width: 40px; height: 40px;"></div> </div>

Task 3: write all the pairs of numbers that make 18

<div style="border: 1px solid black; width: 80px; height: 80px; border-radius: 50%; display: flex; align-items: center; justify-content: center; margin: 0 auto;">18</div> <div style="display: flex; justify-content: space-around; width: 100%;"> <div style="border: 1px solid black; width: 60px; height: 60px; border-radius: 50%;"></div> <div style="border: 1px solid black; width: 60px; height: 60px; border-radius: 50%;"></div> </div>	<div style="border: 1px solid black; width: 80px; height: 80px; border-radius: 50%; display: flex; align-items: center; justify-content: center; margin: 0 auto;">18</div> <div style="display: flex; justify-content: space-around; width: 100%;"> <div style="border: 1px solid black; width: 60px; height: 60px; border-radius: 50%;"></div> <div style="border: 1px solid black; width: 60px; height: 60px; border-radius: 50%;"></div> </div>	<div style="border: 1px solid black; width: 80px; height: 80px; border-radius: 50%; display: flex; align-items: center; justify-content: center; margin: 0 auto;">18</div> <div style="display: flex; justify-content: space-around; width: 100%;"> <div style="border: 1px solid black; width: 60px; height: 60px; border-radius: 50%;"></div> <div style="border: 1px solid black; width: 60px; height: 60px; border-radius: 50%;"></div> </div>	<div style="border: 1px solid black; width: 80px; height: 80px; border-radius: 50%; display: flex; align-items: center; justify-content: center; margin: 0 auto;">18</div> <div style="display: flex; justify-content: space-around; width: 100%;"> <div style="border: 1px solid black; width: 60px; height: 60px; border-radius: 50%;"></div> <div style="border: 1px solid black; width: 60px; height: 60px; border-radius: 50%;"></div> </div>
<div style="border: 1px solid black; width: 80px; height: 80px; border-radius: 50%; display: flex; align-items: center; justify-content: center; margin: 0 auto;">18</div> <div style="display: flex; justify-content: space-around; width: 100%;"> <div style="border: 1px solid black; width: 60px; height: 60px; border-radius: 50%;"></div> <div style="border: 1px solid black; width: 60px; height: 60px; border-radius: 50%;"></div> </div>	<div style="border: 1px solid black; width: 80px; height: 80px; border-radius: 50%; display: flex; align-items: center; justify-content: center; margin: 0 auto;">18</div> <div style="display: flex; justify-content: space-around; width: 100%;"> <div style="border: 1px solid black; width: 60px; height: 60px; border-radius: 50%;"></div> <div style="border: 1px solid black; width: 60px; height: 60px; border-radius: 50%;"></div> </div>		
<div style="border: 1px solid black; width: 80px; height: 80px; border-radius: 50%; display: flex; align-items: center; justify-content: center; margin: 0 auto;">18</div> <div style="display: flex; justify-content: space-around; width: 100%;"> <div style="border: 1px solid black; width: 60px; height: 60px; border-radius: 50%;"></div> <div style="border: 1px solid black; width: 60px; height: 60px; border-radius: 50%;"></div> </div>	<div style="border: 1px solid black; width: 80px; height: 80px; border-radius: 50%; display: flex; align-items: center; justify-content: center; margin: 0 auto;">18</div> <div style="display: flex; justify-content: space-around; width: 100%;"> <div style="border: 1px solid black; width: 60px; height: 60px; border-radius: 50%;"></div> <div style="border: 1px solid black; width: 60px; height: 60px; border-radius: 50%;"></div> </div>	<div style="border: 1px solid black; width: 80px; height: 80px; border-radius: 50%; display: flex; align-items: center; justify-content: center; margin: 0 auto;">18</div> <div style="display: flex; justify-content: space-around; width: 100%;"> <div style="border: 1px solid black; width: 60px; height: 60px; border-radius: 50%;"></div> <div style="border: 1px solid black; width: 60px; height: 60px; border-radius: 50%;"></div> </div>	<div style="border: 1px solid black; width: 80px; height: 80px; border-radius: 50%; display: flex; align-items: center; justify-content: center; margin: 0 auto;">18</div> <div style="display: flex; justify-content: space-around; width: 100%;"> <div style="border: 1px solid black; width: 60px; height: 60px; border-radius: 50%;"></div> <div style="border: 1px solid black; width: 60px; height: 60px; border-radius: 50%;"></div> </div>

Year 1: Key Skills Week 3

Day 2

LI: To use exclamation marks and question marks correctly

Task 1: Read the sentences and decide whether it needs an exclamation mark (!) a full stop (.) or a question mark (?) at the end of it.

a) Do you like cake

☐


a) "Watch out_" cried Elly. "Are you OK_"

☐ ☐


b) Look out

☐


b) What time is it

☐


c) Dad is mowing the lawn

☐


c) I'm so angry

☐


d) Would you like to play with me

☐


d) This is the best present ever

☐


e) Well done Riley

☐


e) Dad is cooking dinner tonight

☐


f) Sam went down the slide

☐


f) Jack walked over to Lucas_ "How are you_" asked Jack.

☐ ☐

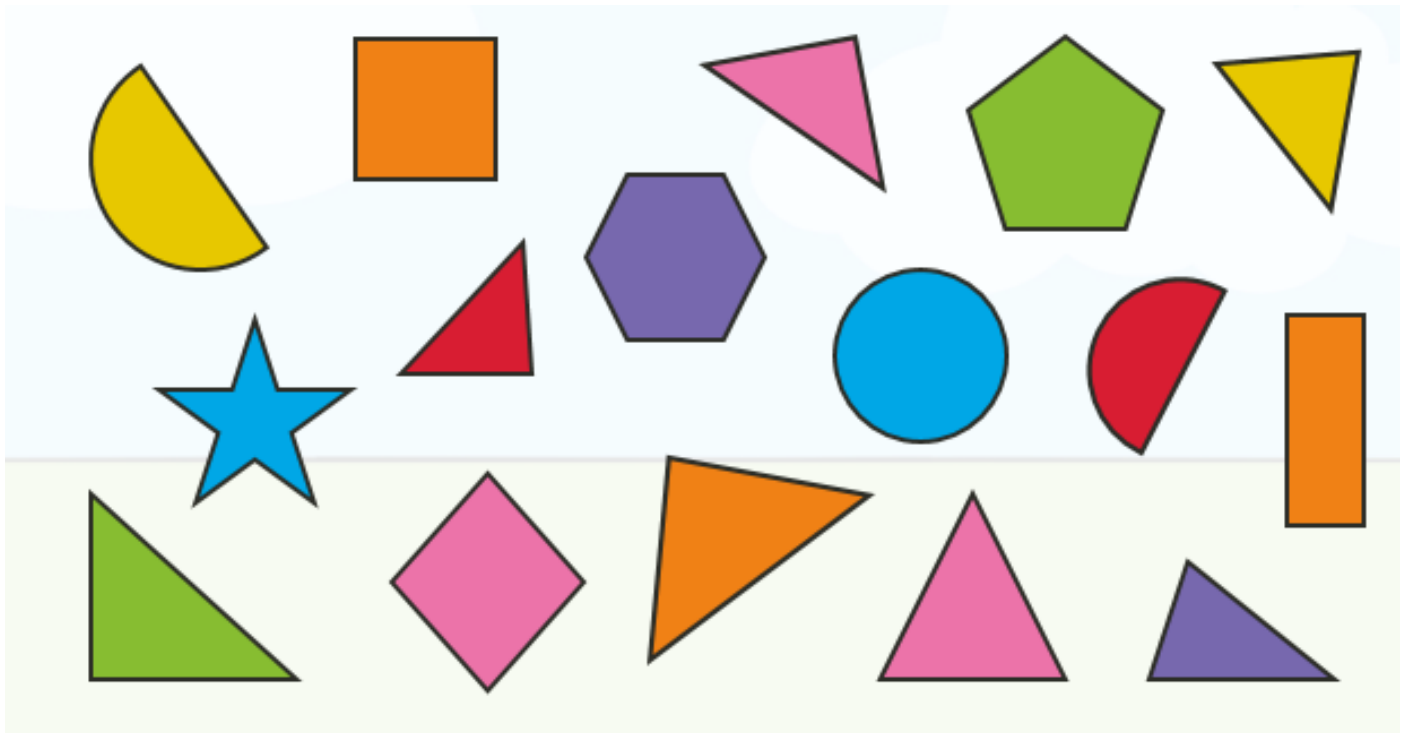

Extension: write your own sentences using an exclamation mark (!) or a question mark (?)

Year 1: Key Skills Week 3

Day 3

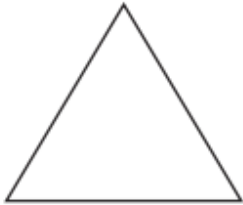
LI: To know the names and properties of 2D shapes

Task 1: How many triangles can you see in the picture?



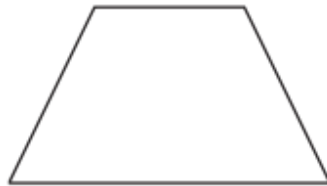
Extension: How many shapes have 4 or more sides?

Task 2: Write the number of sides each shape has and name the 2D shapes



Number of sides _____

Name _____



Number of sides _____

Name _____



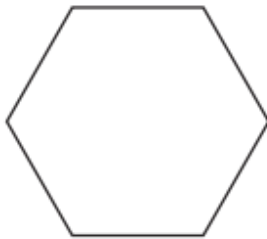
Number of sides _____

Name _____



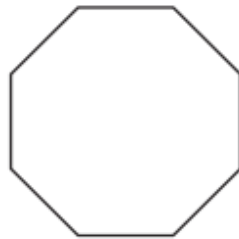
Number of sides _____

Name _____



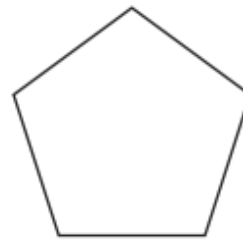
Number of sides _____

Name _____




Number of sides _____

Name _____



Number of sides _____

Name _____



Number of sides _____

Name _____

Extension: What shapes can you see in your home?

Year 1: Key Skills Week 3


Day 4

LI: To use my knowledge of grammar and punctuation to answer questions

e

Add the prefix 'un' to this word to change the verb to its opposite.

zip _____



f

Practise writing these tricky word spellings.

her _____



all _____

are _____

c


Tick where 'and' should go in the sentence.

My ring was red green.

d

Which tricky word has Mr Whoops been juggling with?



l a l

a

Add ? or ! to complete this sentence.


Is she with them



b

Circle the words you think should have a capital letter.

tom i me



Task 2: Use the words below to create a full sentence. Try to use all the words! Tick the words when you have used them!

different	many	two	please
eyes	really	all	friends
want	eat	fast	cried

E.g., I enjoy playing with my **two friends**.

Challenge: Try to create sentences that use different punctuation marks (? ! .) or sentences that have two clauses joined using 'and'.

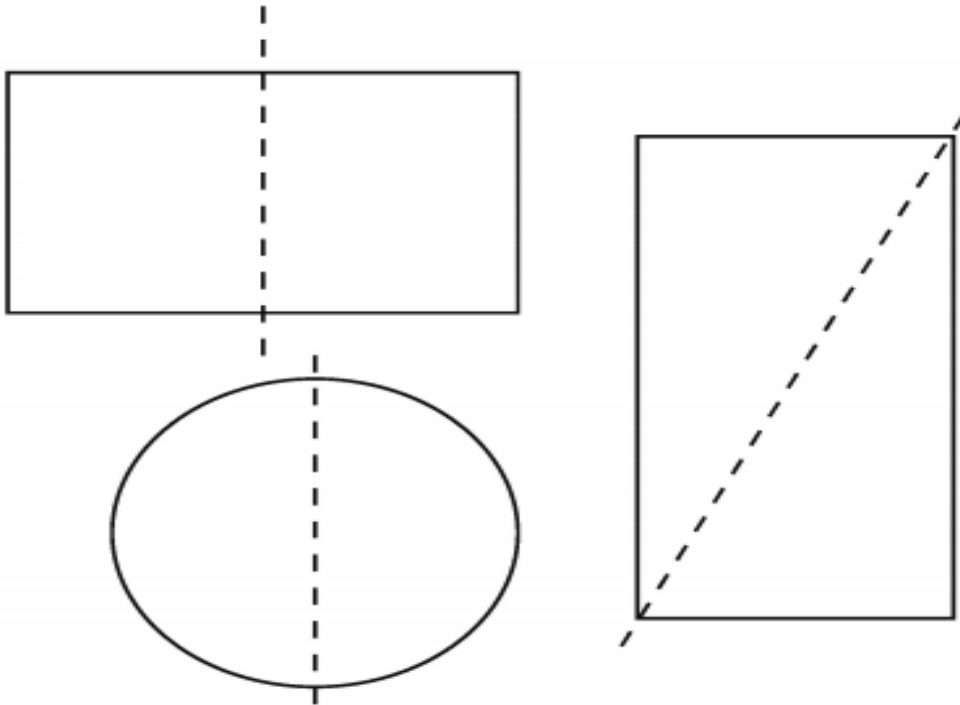
Year 1: Key Skills week 3

Day 5


LI: To identify half ($\frac{1}{2}$) of a shape

Half in maths can also be written like this: $\frac{1}{2}$

Task 1: Shade in half of each shape.



Task 2: draw a line to sort these shapes into $\frac{1}{2}$ or not $\frac{1}{2}$



$\frac{1}{2}$



Not $\frac{1}{2}$

