

# EYFS Home Learning Pack

## Week 4



Name: \_\_\_\_\_

The Federation of



Southwold  
Primary School



Hoxton Garden  
Primary School

## Literacy




Listen to the story 'Lost and Found' by Oliver Jeffers. The link is provided below.

<https://www.youtube.com/watch?v=BsD7y1ZG2Oc>

*Who did the boy want to help? Why?  
Where do penguins come from? How did  
he get there? What transport would you  
use to get to the South Pole? Why?*

# Communication and Language:



**Can you find these things in the picture?**

umbrella

South Pole sign

penguins

sun

iceberg

ducks

seagull

boy

boat



Can you find all 6 ducks?

How many penguins can you find? Did you find all 10?

Why is the boy wearing a hat?

Is the penguin sad or lonely?


What did the boy do to try and help the penguin?

Why doesn't the bright sunshine melt the ice?

What makes a good friend?


## Literacy

Use the words below to label the penguin




eyes      beak      webbed feet  
feathers      flippers

Cut out the fish below and feed them to the penguin. Don't forget to segment and blend the words before you feed the penguin.



You are going on a journey to find Penguins. Cut out the items you will need to take with you and stick them on to the suitcase.



Can you write a list of items that you are taking on your journey?

---

---

---

---

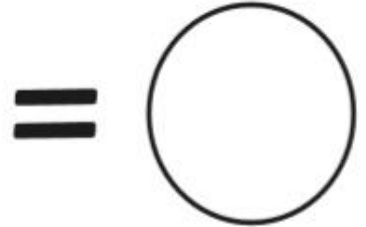
Challenge: Can you build a sentence using your list of words.

For example: I will take a coat and a hat.

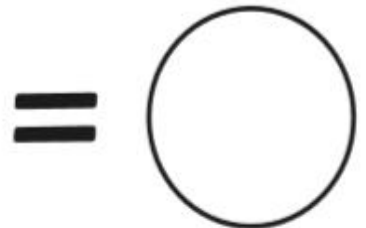
Number: Can you use the pictures below  
to work out the answer.



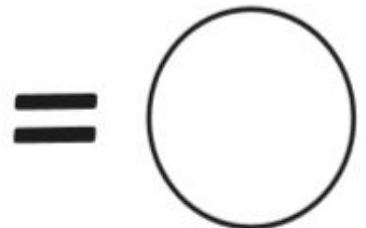
$$3 - 3$$



$$3 - 1$$



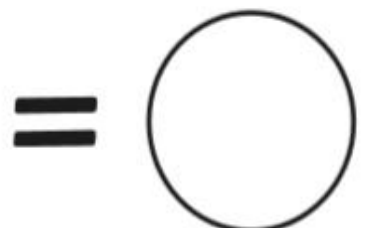
$$4 - 2$$



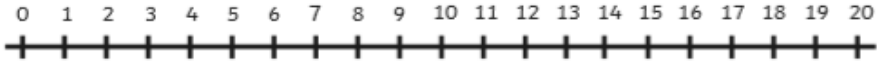
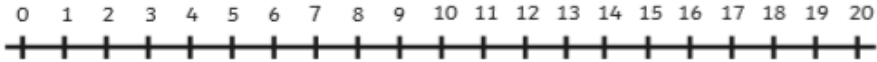

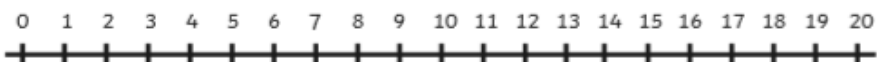






$$3 - 2$$



$$4 - 3$$



Number. Use the number lines below to help you take away.

$20 - 3 =$	
$9 - 4 =$	
$18 - 2 =$	
$10 - 6 =$	
$7 - 3 =$	
$2 - 2 =$	
$3 - 1 =$	
$11 - 8 =$	
$15 - 3 =$	
$6 - 1 =$	

## Space, Shape and Measure:

Look at the pictures below and use positional language to describe where the penguin is.



in front of      next to      in      behind

## Personal, Social and Emotional Development:

The boy helps the penguin in the story. Can you think of something you can do to help someone in your home, at school or a friend.



## Understanding the World:

Penguins live near the South Pole. The little boy needs to do some research to find out where this is. Do you know where it is? Look on a globe, atlas or on the internet. Is it near or far away from where you live? How do you think you would travel there?



## Expressive Arts and Design:

Can you build a boat for any of your toys? Make sure it is big enough for them to fit in. You could use a box and decorate it. Take a picture or video to show to your teacher.

