

EYFS Home Learning Pack

Week 3



Name: _____

The Federation of



Southwold
Primary School



Hoxton Garden
Primary School

Literacy



Our topic this half term is transport. Read the book 'Whatever Next' with an adult discussing what transport was used to go to space. What transport would you use to go to space and why?

Do you think the cardboard box was safe? Why?

What other material could have been used?

What advice would you give the bear?

Listen to the story using the link below:

<https://www.youtube.com/watch?v=6c5cb0u0rPM>

walk 	scooter 	car 	skateboard 
bus 	van 	balloon 	helicopter 
plane 	train 	ship 	sub 
taxi 	motorcycle 	boat 	rocket 

Have a look at the different transport modes and tell an adult which transport you would use to take to space and why?

Can you design your own transport?

Use the describing words below to write a list of words to describe your transport. **Challenge:** Can you build a sentence using your describing words?

big

long

tall

colourful

fast

slow

Look at the pictures and tell an adult what you see. Then use your phonics to segment and blend the letters below.



--	--	--



--	--	--















--	--	--



--	--	--

Number. Can you add the amounts together to find the total?

6		+	3		<input data-bbox="1177 443 1417 672" type="text"/>
4		+	2		<input data-bbox="1177 716 1417 945" type="text"/>
2		+	1		<input data-bbox="1177 990 1417 1220" type="text"/>
3		+	3		<input data-bbox="1177 1265 1417 1489" type="text"/>
2		+	2		<input data-bbox="1177 1534 1417 1758" type="text"/>
6		+	4		<input data-bbox="1177 1814 1417 2038" type="text"/>

Can you add the amounts together to find the total?



+



=



+



=



+



=



+

=



+



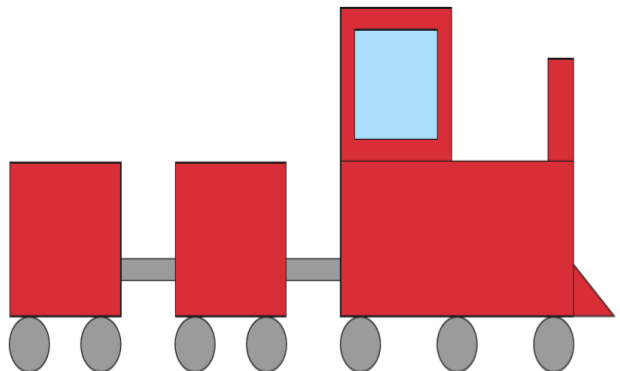



=



Space, Shape and Measure:

Have a look at the pictures below. Using your knowledge of 2D shapes tell an adult what shapes you can see in the pictures.

Challenge: Discuss the shapes properties. For example: A square has four straight sides.



Physical development:



If you play a child's favourite song, it is guaranteed to make their body move! Dancing promotes cooperation and increases flexibility and stamina. Encourage your child to invent their own dances and give them props such as colourful scarves, pompoms or wands to inspire their creativity even further! Don't forget to send in photographs or videos of their dances to their teachers!