

EYFS Home Learning Pack 13



Name: _____

The Federation of



Southwold
Primary School




Hoxton Garden
Primary School

Literacy

This week we are reading the story 'George Saves the World by Lunchtime'.


You can listen to the story read aloud [here!](#)



Can you answer some questions about the story?

1. What could you do with toys and clothes you don't need anymore?
2. What does Grandpa do to George's broken car?
Why is this good for the planet?
3. Can you name some of the different types of recycling?
4. Why is compost good for the planet?

Can you label the pictures of George saving the world? You can use the word bank to help you.



Word bank

switch



compost



plant



recycle



bicycle




light




Using the wordbank to help you, can you write some sentences about how else you can help look after the environment?



Challenge: Try to use the word "and" in your sentence.



Maths



Halving Objects:

When we halve something we split it into two equal groups!

For this activity you will need:

- 10 or more small objects to count (e.g. cubes, pebbles)
- 2 bowls

Task:



1. Start by counting out 10 objects
2. Can you split the objects evenly into two bowls? You can say "one for me, one for you" as you do it, to help you share them equally!
3. Can you count how many objects are in **one** bowl? This is half!
4. Can you record your calculation? You might want to draw a picture of your bowls, and draw dots for the objects inside.
5. Can you explore finding half of 2, 4, 6 and 8 objects?
6. Can you find half of 9 objects? What do you notice?

What is half of 4?

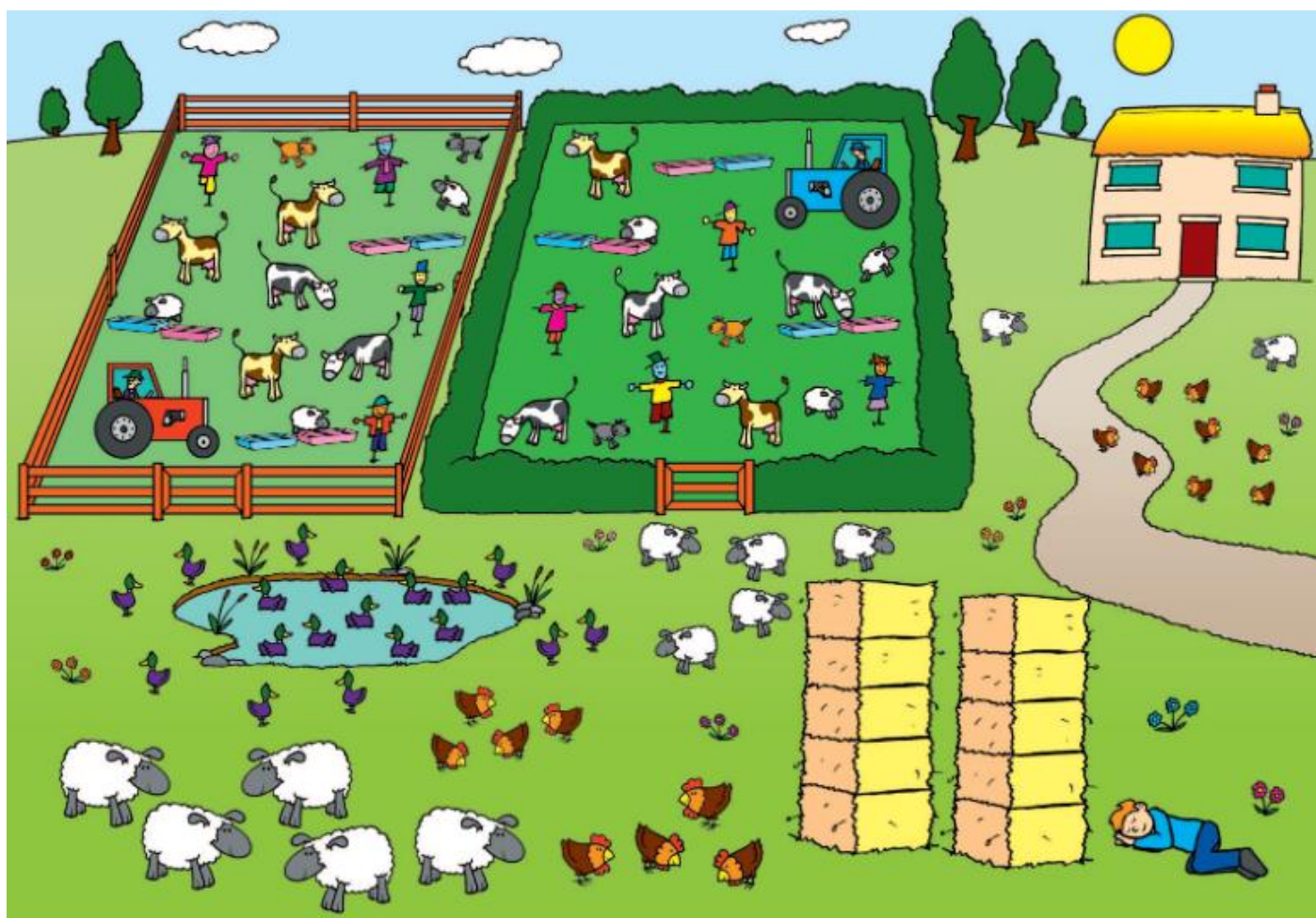
What is double 2?

What is half of 10?


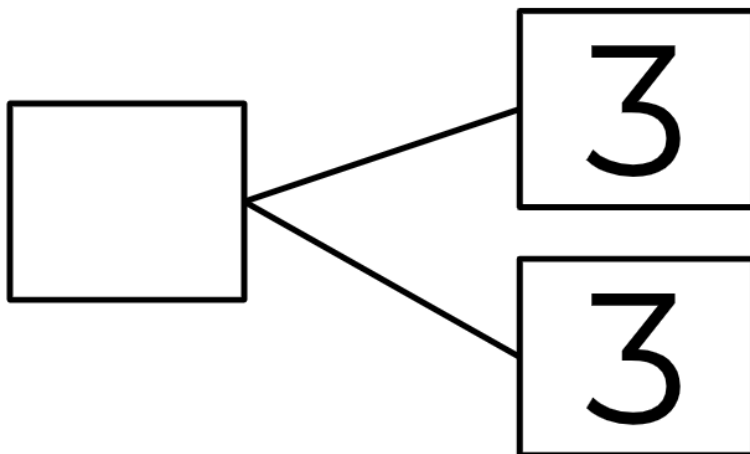

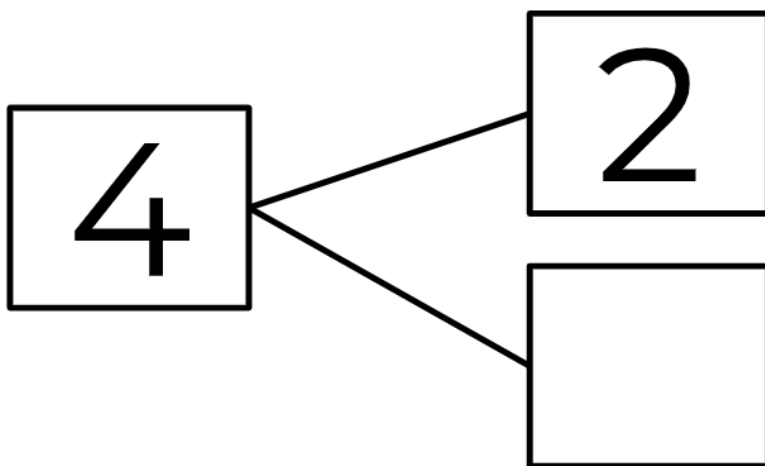

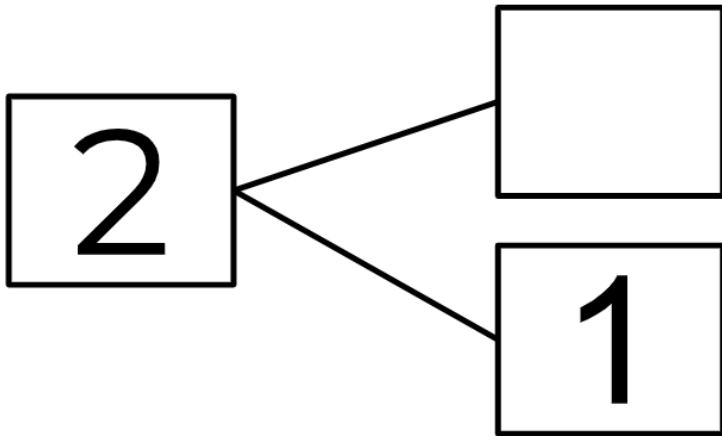
What is double 5?



Which halves and doubles can you see in the picture below? Can you talk about what you notice?



Can you work out the missing number?




Some other ideas for halving at home:


- Explore cutting food in half, e.g. fruit, pizza or cakes
- Cut out paper shapes and try folding them in half
- Have a teddy bear picnic and share items onto two plates

Topic

Can you match the rubbish to the correct recycling bin by drawing a line? Can you sort some real recycling at home?



Look at these sculptures by the artist **Ptolemy Elrington**, who uses recycled materials in his art.



Do you like the sculptures? What do you like, or not like about them?

What do you think the artist has used to make them?

Which is your favourite and why?

Can you make your own artwork based on these recycled sculptures? You will need to collect some recycling from your home, and some tape or glue to attach it all together.

There are some ideas to get you started below!



Don't forget to send a photo of your artwork to

hoxtonhomelearning@vs.hackney.sch.uk

southwoldhomelearning@vs.hackney.sch.uk

orchardhomelearning@vs.hackney.sch.uk