Year 2 Literacy - Week 11

LI: To write a set of instructions

Success Criteria:

I can use capital letters and commas appropriately

I can sequence ideas using time connectives (First, Next, Then, Lastly)

I can use a range of sentence types (statement, command, question)

I can use a range of imperative verbs

This week, you will be creating your own set of instructions. Your instruction will teach the reader how to make a sandwich. Think about the explanation text you wrote last week to help you.

Before you write your instructions, complete the mini tasks to support your final written piece.

Task 1: Cut each picture out and put them in chronological order using time connectives. Think about the order you make a jam sandwich in.



Time connectives: Firstly. Secondly. Next. Then. After. Finally

Task 2: Put an imperative verb at the beginning of each sentence to make an instruction.

Imperative verbs are also known as 'bossy verbs' because they tell people what to do e.g. shut the window or turn the kettle on.

1. _____ off the lights before you go to bed.
2. _____ the milk into a glass.
3. _____ on a coat when you go out.
4. _____ the flour and sugar together.
5. _____ left and right before crossing the road.
6. _____your hands for 20 seconds.

Task 3: Make a list of ingredients and equipment your reader will need to make your sandwich recipe. Make sure you give the reader as many details as possible using adjectives to describe. E.g. *four thin slices of cucumber.*

- _____
- _____
- _____
- _____
- _____
- _____
- _____
- _____

Now you know what you need to include in your writing, it is time to write your instructions.

Verbs:

mix
slice
put
open
cut
place
pour
wash
stir
spread

Adverbs:

carefully
gently
slowly
firmly
cautiously
quickly
evenly
sensibly

combine	 ingredients	equipment
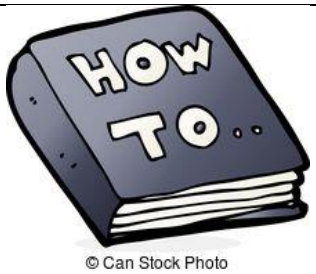 © Can Stock Photo method	 measure	 evenly

How to make a _____ sandwich

To make a _____ sandwich, you will need...

Method

1._____

_____

2._____

_____

3._____

_____

4._____

_____

5._____

_____

6._____

_____

Use your recipe to make your own sandwich or test your instructions on someone at home.