

Monday 11th May 2020

Year 3: Key Skills

To recall and use multiplication facts related to 8 x table

Task 1:

1. $8 \times 4 =$
2. $3 \times 8 =$
3. $8 \times 7 =$
4. $6 \times 8 =$
5. $5 \times 8 =$
6. $8 \times 12 =$

Task 2:

Fill in the missing gaps, the first one has been done for you.

$8 \times \underline{\quad} = 88$

$8 \times 11 = 88$

1. $8 \times \underline{\quad} = 40$
2. $7 \times 8 = \underline{\quad}$
3. $\underline{\quad} \times 8 = 64$
4. $8 \times \underline{\quad} = 72$
5. $\underline{\quad} \times 8 = 24$
6. $12 \times 8 = \underline{\quad}$

Tuesday 12th May 2020

Year 3: Key Skills

To identify the correct homophone in each sentence

Homophones are words which sound the same but are spelt differently and have different meanings.

The first one has been done for you:

Danny was excited to/two go to the arcade for the first time.

Danny was excited to go to the arcade for the first time.

Task: Rewrite each sentence with the correct homophone.

1. Last knight/night I went for a walk in the moonlight.
2. Blue/blew is my favourite colour.
3. If you want to go on holiday, you will have to catch a plain/plane.
4. I brush my hare/hair every day.
5. The lion had huge paws/pours.
6. Thomas couldn't wait to meet/meat his new teacher.
7. The park wasn't very far from their/they're house.
8. Benny's hiding over their/there.

Wednesday 13th May 2020

Year 3: Key Skills

To investigate the concept of tenths.


Task 1: Fill in the missing fractions

1/10, 2/10, 3/10, ____, ____, ____, 7/10, 8/10, ____, ____

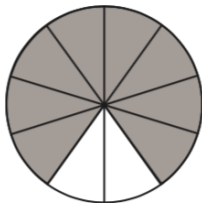
Task 2: What fraction of each shape is shaded?

The first one has been done for you:

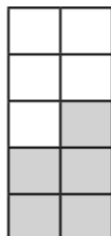
Example: 4/10



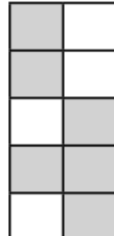
1.



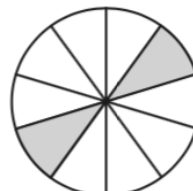
2.



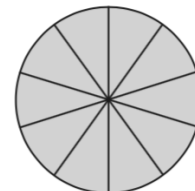
3.



4.



5.



Thursday 14th May 2020

Year 3: Key Skills

To use inverted commas to show speech

Task 1: Rewrite the sentences, adding inverted commas and the correct punctuation.

The first one has been done for you: “What’s for dinner?” Josie asked her dad.

1. The witch looked at her sisters and asked, when will we meet again?
2. The policeman asked, Can I see your license please?
3. What is it? asked Hansel. A house made of sweets, Gretel replied.
4. Emma yelled, don’t walk all over my flowers.
5. The customer explained, this is not working. Can I have a replacement please?

Task 2: Spot the mistake in each sentence below and rewrite the sentences with the correct punctuation.

1. “Mum,” cried Cynthia “Is my dinner ready yet?”
2. “that’s a horrible song choice, said Simon. Do you have anything else?”
3. I’ll take the blue one, “said the lady. “Here you go,” replied the man.

Friday 15th May 2020

Year 3: Key Skills

To investigate suffixes

Task 1: Complete the table below, adding 3 words which use the suffix

suffix	meaning	example	Write down 3 more examples of words with this suffix
ful	full of	joy <u>ful</u>	
est	most	tall <u>est</u>	
ing	doing now	cycl <u>ing</u>	
less	without	fear <u>less</u>	
ly	how something was done	quick <u>ly</u>	

Task 2: Complete the table below by adding a suffix -ly to each adjective to make an adverb.

Adjective		Adverb
happy	→	
simple	→	
dramatic	→	
gentle	→	