

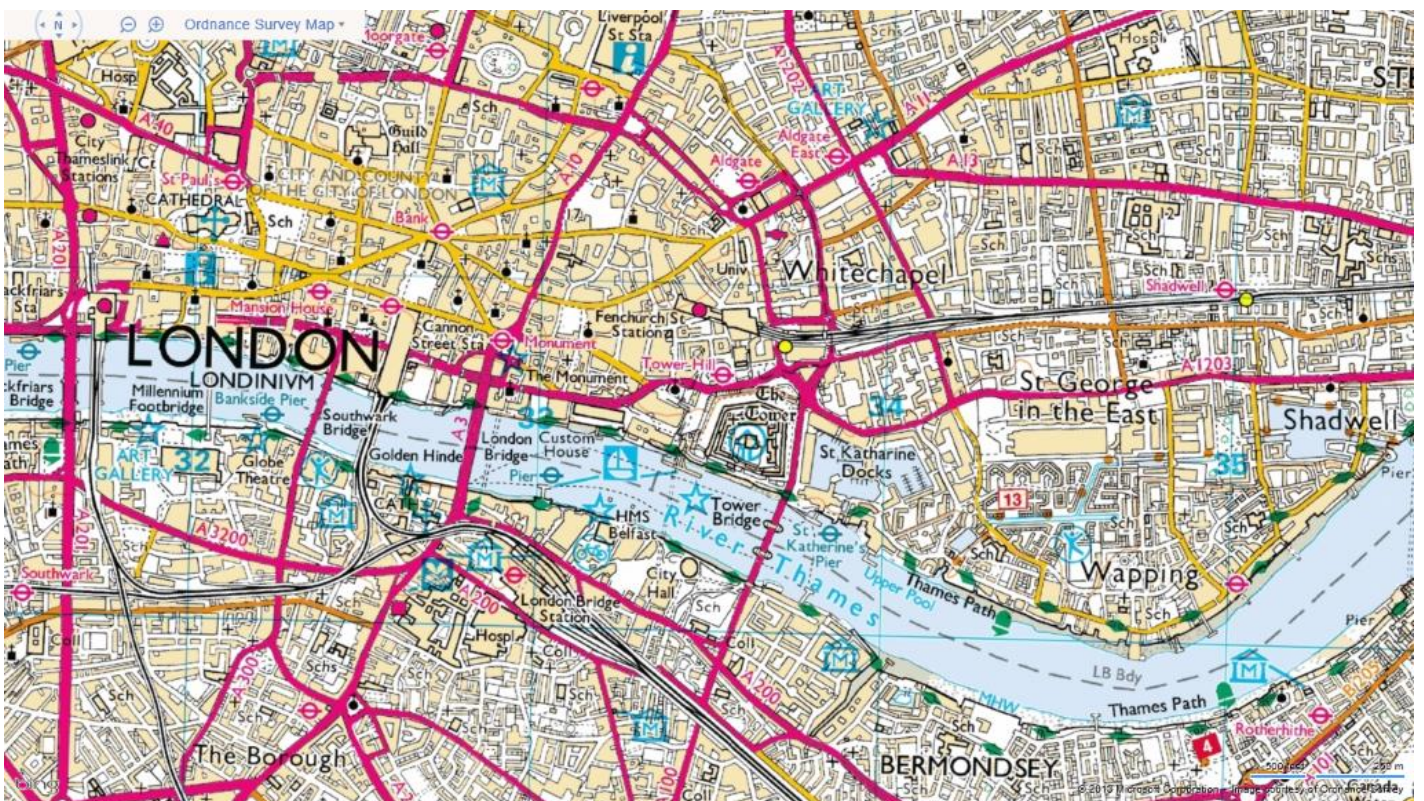
## Year 2 Week 6 – Topic Task

L.I: To describe the differences between settlements

*Key Vocabulary:* town, countryside, settlement, population, amenities, physical, human

Your task is to identify the human and physical features in two locations, identifying why they may be different.

This is an ordnance survey map of London.



Use these questions to help you:

What physical and human features can you see?

Why do you think the map shows specific locations e.g. hospitals and churches?



This is an ordnance survey map of Southern Scotland.











Use these questions to help you:

What physical and human features can you see?

What are the differences you can identify?

Which map has more human features?

Why do you think this is?

 shops	 hospitals	 schools	 tube
 hotels	 leisure centres	 farms	 fields
 housing	 mountains	 river	 churches

Can you locate these features on the left and write comparative sentences?  
E.g.

You would find the tube in London because there are a lot of people who need to travel however, you would find churches in both places.