EYFS Home Learning Pack 5

Viridis Schools

Name: _____

The Federation of

Orchard Primary School | Southwold Primary School | Hoxton Garden Primary School

Literacy

Read the book 'Diggers' with an adult. Remember to sound out and blend unfamiliar words. How many tricky words can you spot? (eg. is, a, the, go, no, he, be, you, all)



This is a big digger.

It has a bucket and wheels.

This digger has a big blade.

It can dig in the snow.



This digger has a long arm.

It can dig up mud.

This digger has a long arm.

It can dig up rocks.

This digger has a drill.

It can dig up the road.

Can you write a list of all the tricky words that you found?

Can you draw a picture of your own digger and then write a list or a sentence to describe your digger?

Can you help your parent or carer make a simple recipe? Once it has been made ask an adult to take a photograph and send it to the school email address.
hoxtonhomelearning@nvs.hackney.sch.uk
southwoldhomelearning@nvs.hackney.sch.uk
orchardhomelearning@nvs.hackney.sch.uk

Here are some ideas:



Magic Wand Fruit Kebabs

Ingredients

Pineapple

Apples

Strawberries

Bananas

Watermelon

Equipment

Chopping boards

Sharp knife (adult use only)

Child-safe knives

Star-shaped cookie cutters

Wooden kebab skewers (blunt-ended if possible)

Method

1. Before the activity, prepare the wooden skewers by boiling them in hot water. This will stop them from splintering.
2. Wash your hands and put on an apron.
3. Next, wash the fruit.
4. Then, an adult should remove the skin from the pineapple, watermelon and apple (optional).
5. Cut the apple, pineapple and banana into chunks, and the strawberries into halves. Children can use child-safe knives to cut the soft fruit like the bananas, pineapple and strawberries.
6. Cut the watermelon into slices.
7. Use the cookie cutters to cut star shapes out of the slices of watermelon.
8. Lay out the fruit pieces and carefully place onto the skewers. Children should be closely supervised for this activity, as the skewers can be very sharp. Model how to push the fruit onto the skewers, without putting their hands behind the fruit where the skewer will come through it.
9. A star-shaped piece of watermelon can be the final piece of fruit placed onto the top of the skewer to finish the magic wand fruit kebab.



Superhero Red and Yellow Smoothie

Ingredients

Red Smoothie

150g frozen strawberries

120ml raspberry juice (or raspberry and cranberry juice/raspberry and beetroot juice)

1 tsp honey

Yellow Smoothie

160g mango

120g pineapple

1 small banana

120ml orange juice

6 ice cubes

Equipment

Blender

Knife

Chopping board

Transparent tumblers/cups

Method

1. The night before making the smoothies, cut the banana into slices and place in the freezer.
2. To make the red smoothie, simply place the strawberries, raspberry juice and honey in a blender and blitz until smooth.
3. Pour the smoothie half of the way up each cup and place in the freezer for 10 minutes.
4. Wash out the blender and make the yellow smoothie by adding the mango, pineapple, banana, orange juice and ice cubes, then blitzing until smooth.
5. Remove the cups with the red smoothie from the freezer and add the yellow smoothie on top of each.

Pancake Recipe

Ingredients

100g plain flour

300ml milk

2 eggs

1tbsp caster sugar

Lemon juice

Equipment

Sifter

Large mixing bowl

Kitchen scales

Measuring jug

Measuring spoons

Wooden spoon

Frypan

Spatula

Stove

Method

1. Sift the flour into the mixing bowl.
2. Crack the eggs into the bowl.
3. Pour the milk into the bowl.
4. Stir vigorously until smooth.
5. Pour a spoonful of the mixture into a hot frypan (you may want to use oil).
6. Turn the pancake when the bubbles begin to pop.
7. Serve sprinkled with lemon juice and sugar.

Now, write a list of the ingredients you used and how you made it.

Recipe for:

Ingredients:

Equipment:

Description:

Instructions:



Use your phonics to sound out and blend the words below. Draw a line to the matching picture when you have read each word.

surf

boil

town

cow

owl

tears

coins

ear

jam

web

zip

six

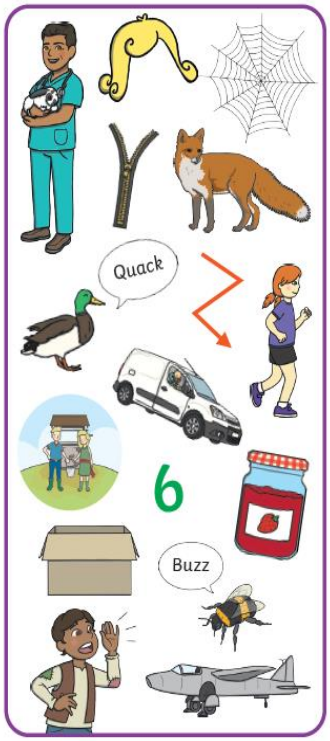

vet

box

quack

yell

Shape, space and measure:

Word bank

inside	under	on top of
next to	behind	below

Can you use positional language to describe where the worm is?









Can you name the coins below? Practise naming them with an adult.

	1p
	2p
	5p

	10p
	20p
	50p

Now ask your adult to help you find coins at home. Use your coins to buy items from the farm shop below.

Number:

Can you add in the correct amount of dots to double the spots on the dominos?

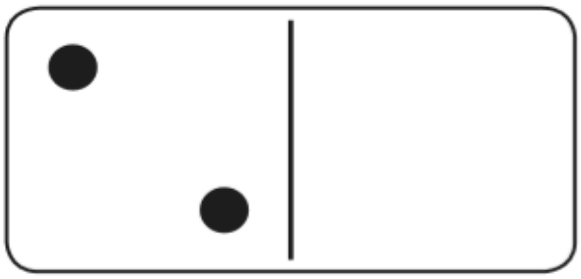

Double 2 is _____ .

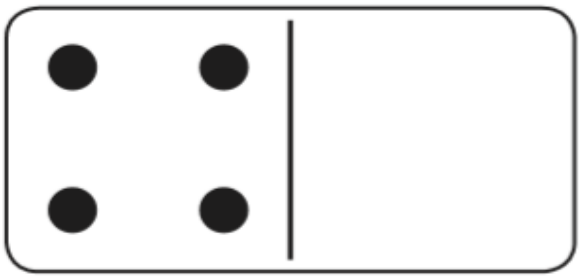

Double 4 is _____ .

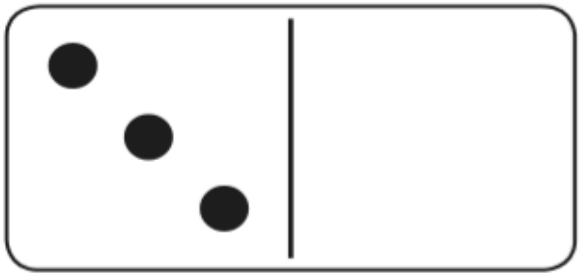

Double 3 is _____ .

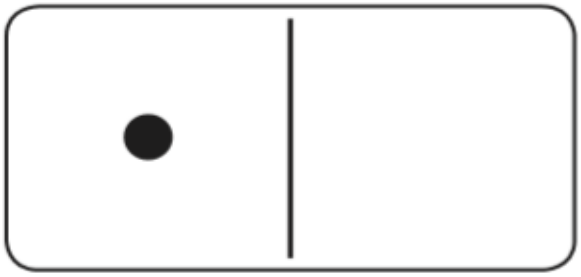

Double 1 is _____ .

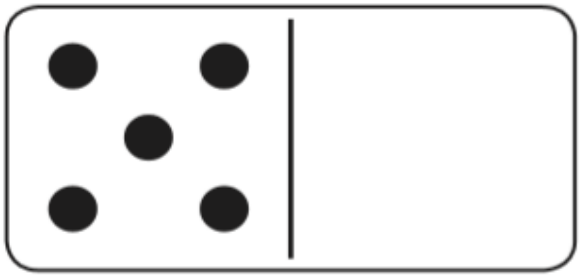

Double 5 is _____ .

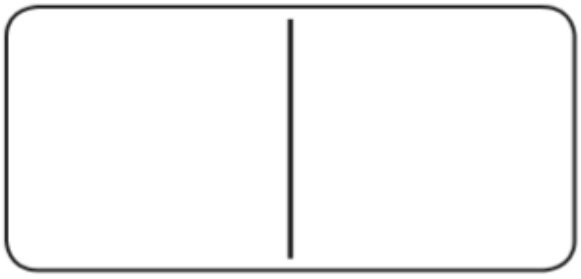

Double 0 is _____ .

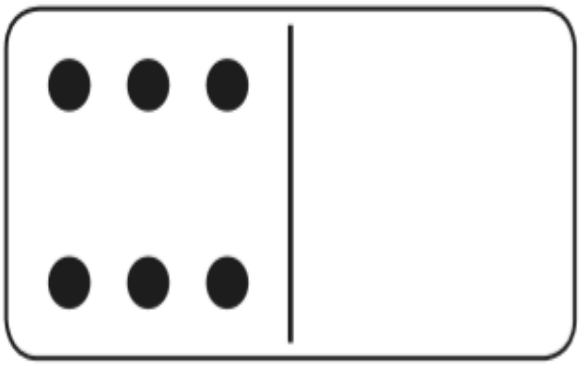

Double 6 is _____ .

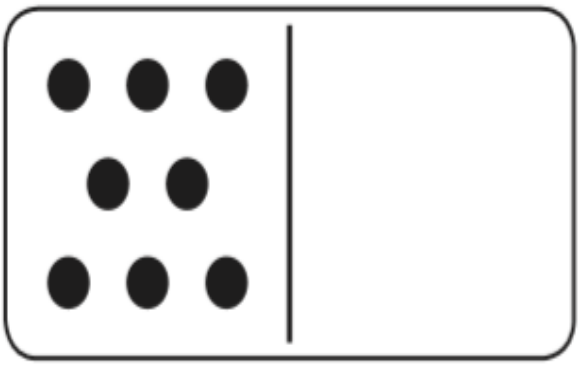

Double 8 is _____ .

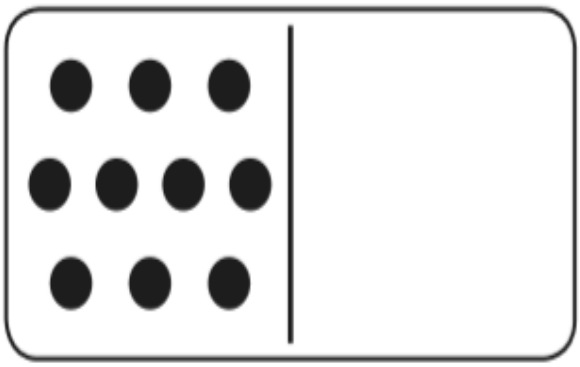

Double 10 is _____ .

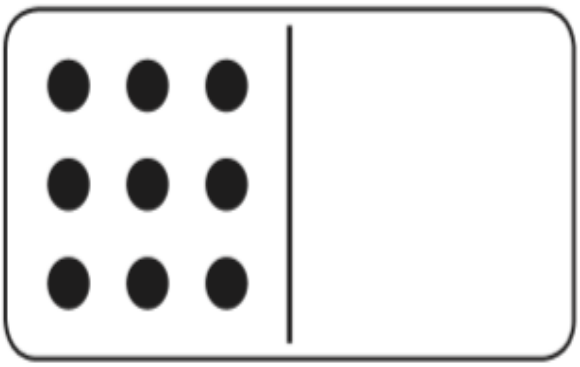

Double 9 is _____ .

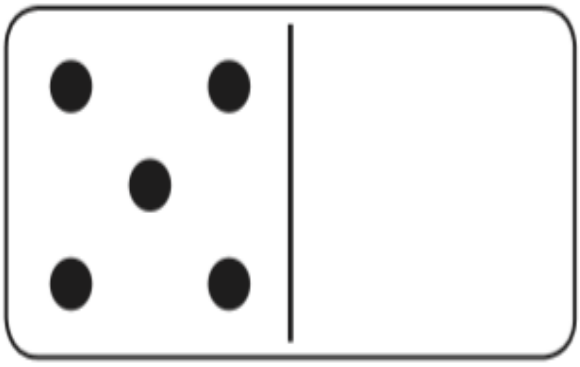

Double 5 is _____ .

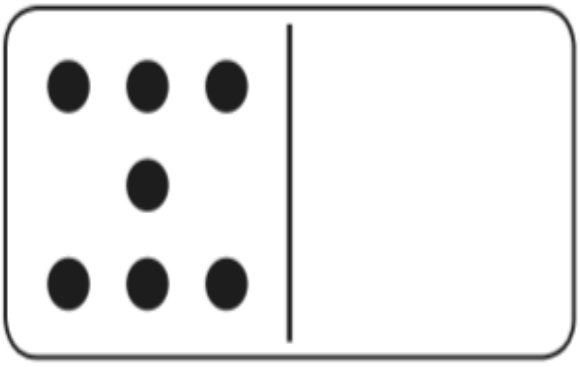

Double 7 is _____ .